

TT2000 2023 Rules and Information



The 2023 event has some slight rule changes from previous events. Please read these rules carefully, even if you are an experienced TT rider so you can plan your event to match your skills and interest in the event.

The event will start at 11:30am on Friday 24 February in Gore at the Hokonui Pioneer Park hosted by the Gore Vintage Car Club with a briefing. Riders will be released from the briefing to collect their Rally Shirt and start the ride. To complete this challenge you must:

- Travel a minimum of 2000km
- Finish within 48 hours from the start
- Collect a minimum of 2000 points by taking prescribed photos at each checkpoint location
- Earn at least **one** theme award.

Riders who finish outside the 48 hours and before the safety cutoff (4pm Sunday) will be included in the results as finishing the rally but not completing the challenge.









Riders who take part in the rally outside of the official weekend will be included separately in the results.

Compulsory Checkpoints

The **compulsory checkpoints** this year are based around achieving an award.

The checkpoints are grouped in themes and there are 10 checkpoints in each Award. To finish the Rally you **must achieve at least one Award** (10 checkpoints from one theme). You will need more checkpoints than just these to get the minimum points, but you must get all 10 from your chosen Award (The Driver, The Pilot, The Captain or the Engineer) to be counted as completing the event. All checkpoints you visit (including compulsory checkpoints from other themes) will count towards your final total.

You do not need to get all 40 checkpoints, and you cannot have 10 spread out over the 4 themes. You must have at least all ten from one theme.

The Driver 	The Pilot 	The Captain 	The Engineer 
Brayshaw Park	Argosy	Akaroa Lighthouse	Arthurs Pass Station
Burkes Pass	Christchurch Airport	Bluff Wharf	Christchurch Station
Burt Munro Memorial	Croydon Aircraft Company	Edwin Fox	Dunedin Station
Cardrona Car	Greymouth Airfield	Lake Brunner Wharf	Kawatiri
Dust and Rust	Guy Menzies Landing Site	Nugget Point	Kingston Station
Nelson Car Museum	Hokitika Airport	Port Chalmers	Middlemarch Station
Rodin Cars	Invercargill Airport	Timaru Fisherman's Memorial	Riverton
Waimangaroa Garage	Kaikoura Airport	Waipapa Point	Tapawera
West Otago Vintage Museum	Milford Airport	Waitapu Wharf	Wakefield Mural
Westland Park	Te Anau-Manapouri Airport	Westport South Tip	Weka Pass Station
			

Twisting Throttle Award



The Twisting Throttle Challenge is back again this year. To achieve this award you need to achieve all the following requirements:

- Complete the event on the official weekend starting at the official time and location
- Finish under 48 hours
- Finish with 2000 points
- Travel at least 2000 km
- Have 100% of photos exactly correct

Other Information

This year there is a maximum number of points that can be collected, 5000 points. Any points over this amount will be discarded.

Those riders finishing before 12pm and have amassed the required points, theme award and minimum kilometres will be classed as completing the challenge. When the list of finishers is sent out post event, riders will be listed as per usual with points and kilometres making up the sort order.

Riders will be able to check in up until 4pm on Sunday, but those arriving after 12pm will be classed as finishers and will receive the finishers pack and will be listed after those completing the challenge in the final results.

2023's event will also see the results being sent out sorted on other formats. The first will be listed based on the minimum points and kilometres - TT Navigation Efficiency Challenge. For example if you finish with 2000km and 2000 points you would be at the top of this list. To further separate riders who may finish with the same km and points, the rider with the higher amount of checkpoints collected will be listed higher.

The results will also be sent out based on the most points and the least km - TT Maximum Efficiency Challenge. For example if you were able to plan a route that took you to 5000 points worth of checkpoints and it took you 2000km you would be at the top of that list.

Finally the results will also be sorted by points per km.

All of these lists will include all riders, so while a rider may be at the top (or bottom) of one of these lists, they would not be on both the others. No extra notification needs to be given as this sorting will happen automatically.

GPS Locations

This year the GPS locations included in the checkpoint information will take you to a generic area and in cases **not to the exact spot needed for the photo.** This will mean either you take a small amount of time during the rally to locate the photo location, or you may wish to do some research to find the exact position. This will add a level of complexity to the planning especially for those trying to be as efficient as they can.

Each location you visit and correctly photograph will add to your point tally. If you are completing one award theme, you are able to gather other checkpoints to build your total from other award locations and themes. For example if you are aiming to get The Captain Award, you will need to get all the compulsory locations for that award, but you are able to gather extra points from the Auto, Plane and Train theme

checkpoints as well as others from The Driver, The Pilot and the Engineer. Just make sure you have all 10 of your chosen Award.



Finishing Procedure

This year we have a new finishing procedure. When you enter the rally you will be sent a link to an online folder to store your photos.

Before the event you will need to upload a test photo of your bike with the equipment you intend to use on the rally. This way we can support you before the rally with any technical support you may need to complete this.

When you arrive at the start of the rally, you will be given a riders card that you must include in your initial photo of your odometer to prove your starting mileage.

When you arrive at the finish, you need to immediately go and get a sticker for your card - you must do this for yourself so that we can make sure each rider has arrived safely, and then take your final mileage photo with the rider's card and the sticker on it.

Finally you then drop your rider's card into the box at the checkin. It is really important that you arrive with enough time to complete these tasks as at 12pm the box will be swapped and any cards not in the box before 12pm will be deemed as not finishing the challenge.

Within the following two weeks you must then upload your photos to your online folder and fill out the finishing form that will be sent to you post rally.

Classic TT Challenge Minimum Requirements

- Take photos at selected checkpoints as described in the checkpoint sheet
- Travel to **10** compulsory checkpoints for a **single Award** (The Driver **or** The Pilot **or** the Captain **or** The Engineer)
- Collect minimum of 2000 points (up to a maximum of 5000 points)
- Travel a minimum of 2000km
- Finish at the TT200 2023 Finish before 12pm Sunday
- Take a clear starting and finishing odometer photo with the riders card visible to show distance travelled

TT Maximum Efficiency Challenge Minimum Requirements

- Take photos at selected checkpoints as described in the checkpoint sheet
- Travel to **10** compulsory checkpoints for a **single Award** (The Driver **or** The Pilot **or** the Captain **or** The Engineer)
- Collect the most amount of points up to the maximum of 5000 points (must have at least 2000 points)
- Travel the minimum distance you can to collect these points (must travel at least 2000km)
- Finish at the TT200 2023 Finish before 12pm Sunday
- Take a clear starting and finishing odometer photo with the riders card visible to show distance travelled

TT Navigation Efficiency Challenge Minimum Requirements

- Take photos at selected checkpoints as described in the checkpoint sheet
- Travel to **10** compulsory checkpoints for a **single Award** (The Driver **or** The Pilot **or** the Captain **or** The Engineer)
- Collect 2000 points
- Travel the minimum distance you can to collect these points (must travel at least 2000km)
- Finish at the TT200 2023 Finish before 12pm Sunday
- Take a clear starting and finishing odometer photo with the riders card visible to show distance travelled

No time will be recorded before 12pm, so all riders that come in having completed the challenge will be deemed as finishing it in 48 hours, no matter the actual finishing time.

Important note

All of these challenges are a result of different sorting criteria, and does not need any rider to identify or enter these challenges separately. We have added them here so that riders who wish to add an extra level of complexity to their planning and be acknowledged for their efforts can do so. **All riders must complete the Classic TT Challenge requirements as a minimum.**

Bonuses

There are eight bonus challenges that can be earned to boost your score (up to the maximum 5000 points).

In Memoriam

275 Bonus Points (900 points including the required checkpoints)

All 11 locations below must be collected in order to claim this bonus. All checkpoints needed for this bonus:

Burt Munro Memorial

Mick Holland Memorial

Guy Menzies Landing Site

Dip Flat Memorial

Richard Pearse Memorial

Rutherford-Pickering Memorial

Timaru Fisherman's Memorial

Greymouth Fishermans Memorial

M.V. Kaitawa Memorial

Seafarers Memorial

Shipwreck Memorial

Museum Visitor

250 Bonus Points (750 points including the required checkpoints)

All 10 locations below must be collected in order to claim this bonus. All checkpoints needed for this bonus:

Nelson Car Museum

West Otago Vintage Museum

Classic Motorcycle Mecca

Route 79 Museum

Transport World

Yaldhurst Museum

Air Force Museum of New Zealand

Ashburton Aviation Museum

Pleasant Point Railway

The Plains Vintage Railway

Mountain Flying

300 Bonus Points (600 points including the required checkpoints)

All 6 locations below must be collected in order to claim this bonus. All checkpoints needed for this bonus:

Aoraki/Mt Cook Airport

Franz Josef Airfield

Glentanner Park

Haast Airfield

Pukaki-Twizel Airport

Whataroa Landing Pad

Racer

150 Bonus Points (200 points including the required checkpoints)

Both locations below must be collected in order to claim this bonus. All checkpoints needed for this bonus:

Highlands

Levels

Otago Rail Trail

100 Bonus Points (300 points including the required checkpoints)

All 5 locations below must be collected in order to claim this bonus. All checkpoints needed for this bonus:

Middlemarch Station

Clyde

Galloway

Lauder

Wedderburn

Mysterious Rider Bonus

125 Bonus Points (500 points including the required checkpoints)

All five mystery locations must be collected to claim this bonus. All checkpoints below are needed for this bonus:

Photo Mystery 1

Photo Mystery 2

Photo Mystery 3

Photo Mystery 4

Photo Mystery 5

Location Challenge

250 Bonus Points (750 points including the required checkpoints)

Collect all four locations as listed below. The challenge of this bonus is that no photo or GPS information is given, just a general region. This will involve some previous investigation (either online or in person) to find the exact spot for these photos. All checkpoints needed for this bonus:

Cromwell Airfield

Cust Motorcycle GP Memorial

Guy Menzies Memorial Airstrip

South Westland Air Service

Secret Mission

This mission will contain at least 3 checkpoints that cannot be obtained except for completing this mission. Within the mission there are a number of 0 rated checkpoints that would also increase your chances of getting to the top of the list in the efficiency challenges (as you have the opportunity to complete checkpoints without adding to your score). If you complete it and plan well you will have extra checkpoints over and above what others may have earned. Due to the way that the scoring is sorted these checkpoints will help you be higher in the finishing results than others on the same score.

The catch?

This bonus mission will only be able to be collected from Tokoiti School from 3pm - 8pm on the Friday of the event. This will mean that you may have to take a gamble in your planning, or be prepared to do some adjustments on the road.

TT SEAL

600 Bonus Points (4000 points including the required checkpoints)

Prove to be a master of the Sea Air And Land locations by completing this challenge.

You must visit all locations in TWO compulsory themes and Seven in the other two. This will mean you will collect 34 compulsory theme checkpoints.